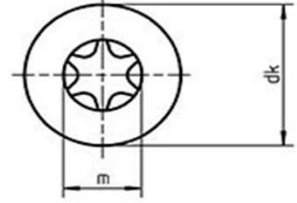

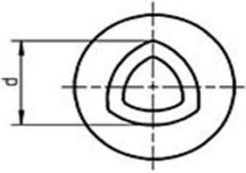




DIN 7500 FORM C TX SİLİNDİR BAŞLI TORKS  
KENDİNDEN DİŞ AÇAN ÜÇGEN VİDA



Ölçü d	M2,5	M3	M4	M5	M6
TORX	8,00	10,00	20,00	25,00	30,00
dk max.	5,00	6,00	8,00	10,00	12,00
k max.	2,00	2,40	3,10	3,80	4,60